

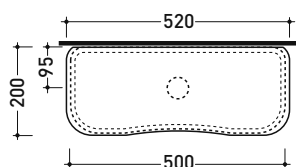
6008 + 6008C

High level cistern + Ceramic cover

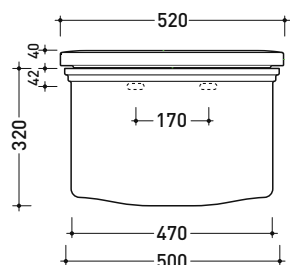
Complements: **Efi wc** (6010 - 6011)
 Line accessories: EVERGREEN

Technical accessories: **Set made up: discharge system, chain in gold/chrome with white knob (6014)**
Set made up: discharge system, pipe and chain in gold/chrome with white knob (6015)

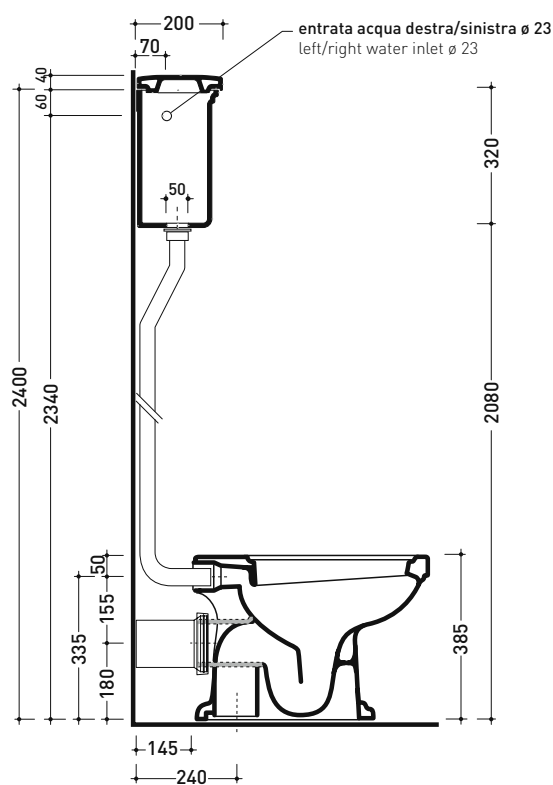
Package dim. cistern	Weight 12 kg	Pz. Pallet n° 24
Package dim. cover	Weight 3,5 kg	Pz. Pallet n° -



vista zenitale / zenital view



vista frontale / frontal view



sezione longitudinale / section