

## AP3408

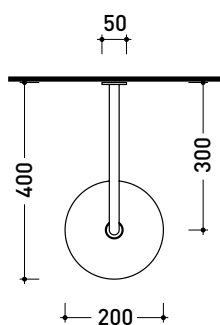
Shower head with wall-mounted arm



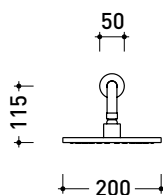
Package dim.

Weight **0,8 kg**

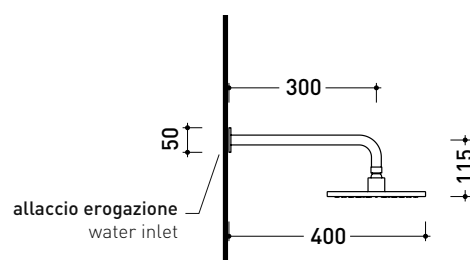
Pz. Pallet n° -



**vista zenitale** / zenital view



**vista frontale** / frontal view



**vista laterale** / lateral view

sizes in mm