

2024

**C7090P** CM3 70x90

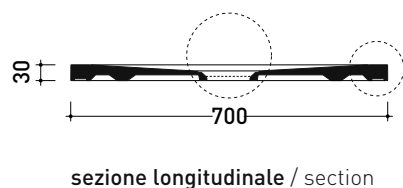
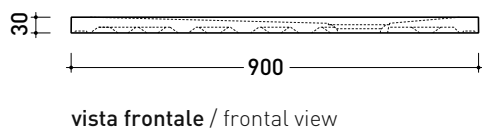
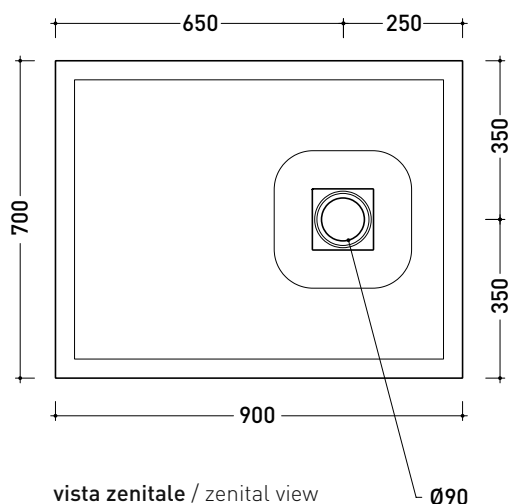
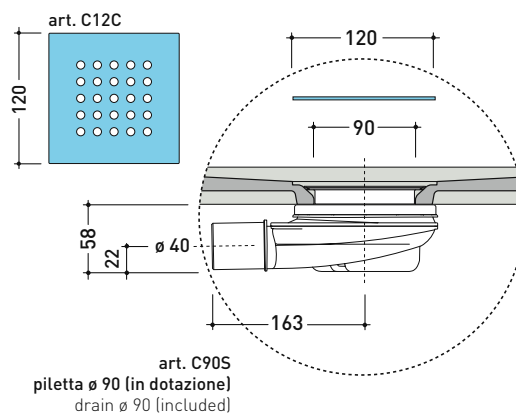
Laid on or built-in in the floor shower tray 70x90 cm  
(ø 90 mm drainage system with stainless steel cover included)

Complements: **Line taps shower:** ONE - NOKÉ - SI - FOLD - X1 - STIL  
**Line accessories:** TWO - HOOP - FOLD

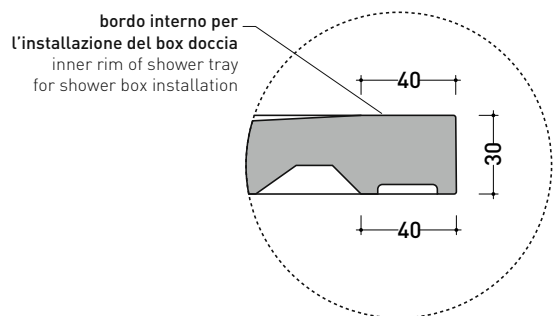
Technical accessories: **painted COLORED square cover (C12C)**

Package dim. cm | Weight 25,8 kg | Pz. Pallet n° -

CE UNI EN 14527 Dop-No14527

**PILETTA IN DOTAZIONE / INCLUDED DRAIN**

**Piletta sifonata / Drainage**  
**Portata / Flow rate:** 0,5 l/sec (EN 274 >0,4 l/sec)



dettaglio del bordo / shower tray rim detail

sizes in mm

Please consider a 2% tolerance on indicated measurements