

## DR8010 Water Drop 100x80

Laid on or built-in in the floor shower tray 80x100 cm  
( $\varnothing$  90mm drainage system not included)

Complements: **Line taps shower:** ONE - NOKÉ - SI - FOLD - X1 - STIL  
**Line accessories:** TWO - HOOP - FOLD

Technical accessories: drainage system with **CHROME** cover  $\varnothing$  90mm (PLFR)  
drainage system with **CERAMIC** cover  $\varnothing$  90mm (PLFC)

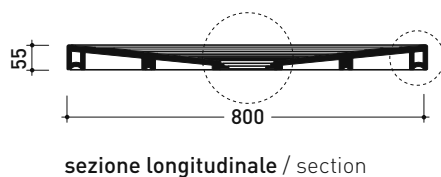
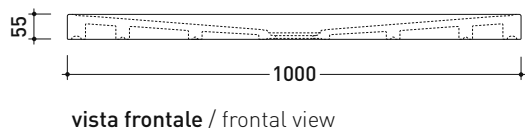
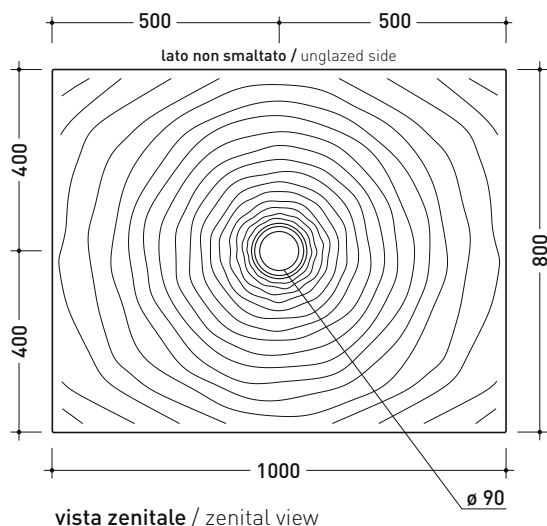
Dim. Imballo

Peso **39 kg**

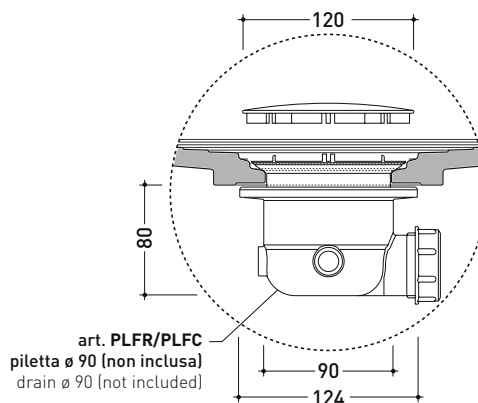
Pz. Pallet n° 10

CE UNI EN 14527

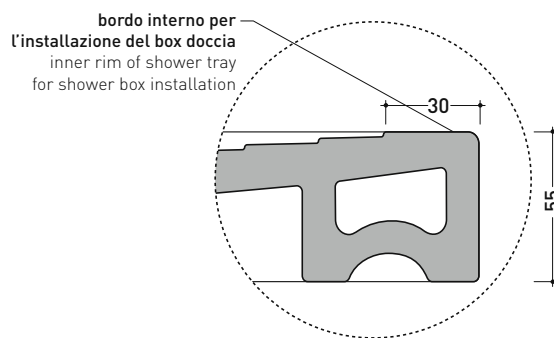
Dop-No14527



### PILETTA CONSIGLIATA / SUGGESTED DRAIN



Piletta sifonata / Drainage  
Portata / Flow rate: **0,52 l/sec** (EN 274 > 0,4 l/sec)



dettaglio del bordo / shower tray rim detail