

DR90 Water Drop 90x72

Laid on or built-in in the floor shower tray 90x72 cm
(ø 90mm drainage system not included)

Complements: **Line taps shower:** ONE - NOKÉ - SI - FOLD - X1 - STIL
Line accessories: TWO - HOOP - FOLD

Technical accessories: drainage system with **CHROME** cover ø 90mm (PLFR)
drainage system with **CERAMIC** cover ø 90mm (PLFC)

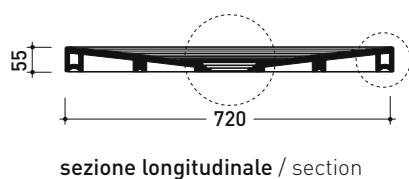
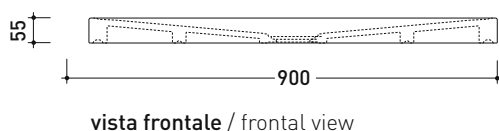
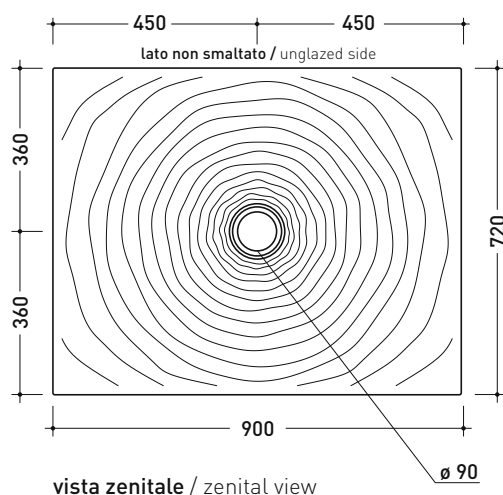
Package dim.

Weight **31 kg**

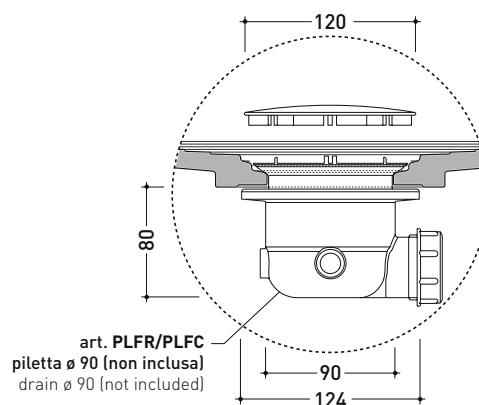
Pz. Pallet n° 10

CE UNI EN 14527

Dop-No14527



PILETTA CONSIGLIATA / SUGGESTED DRAIN



Piletta sifonata / Drainage
Portata / Flow rate: **0,52 l/sec** (EN 274 > 0,4 l/sec)

