

design **FLAMINIA DESIGN TEAM**

2010


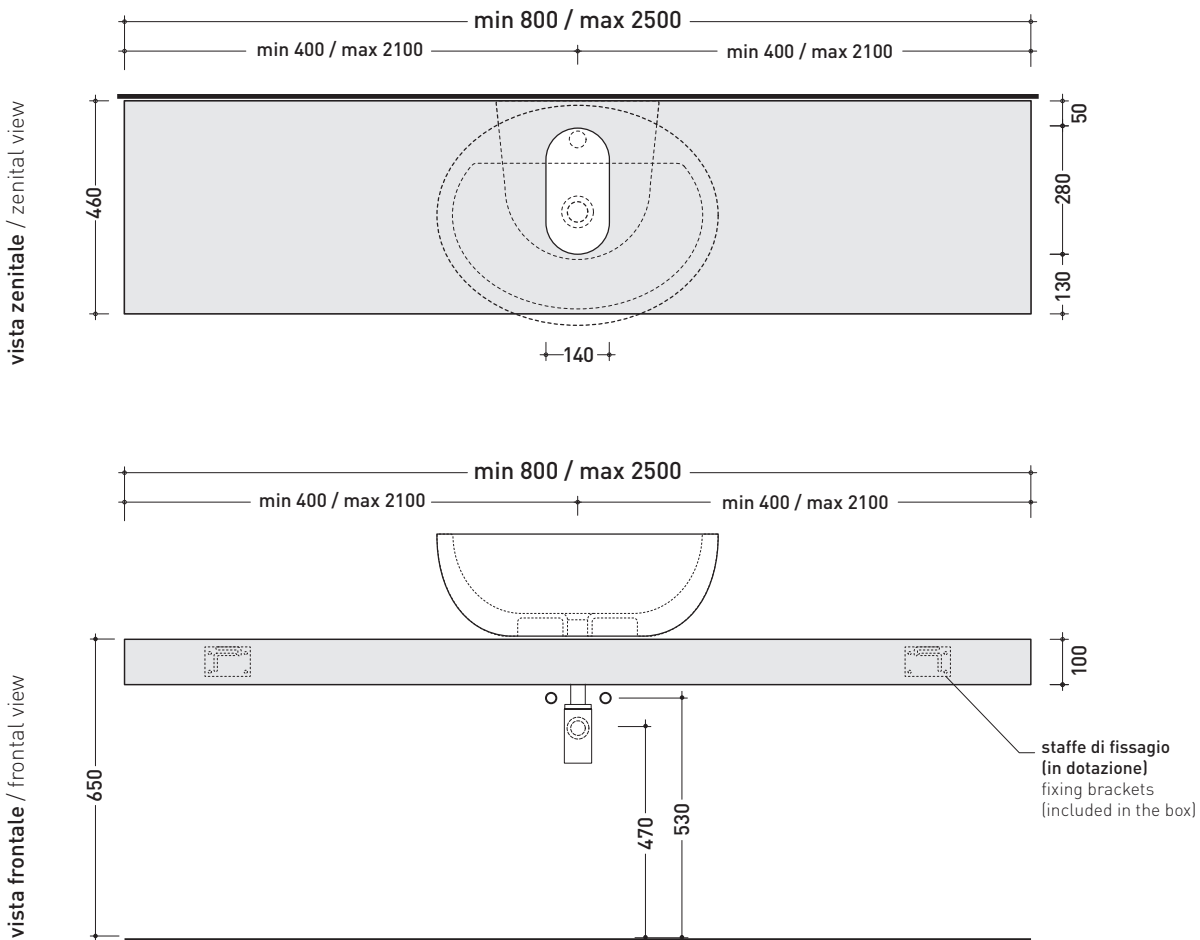
F6DP suitable for Dip 62 (DP481 - DP482)

Shelf from 80 to 250 x 46 x h 10 cm suitable for Dip 62 basins
(fixing brackets included)

Complements: **Make-Up mirrors and lamps**
Compono System furnishings and mirrors
Simple mirrors
Hot/Cold mirror (SPHC)
Left/Right mirror (SPLR)
Line mirrors (BASC20 - BASC30)



Tap holes are not made on this article by Flaminia




REFERENCE TO
THE COMPULSORY
ORDER FORM


size in mm

may 2015

PIETRALUCE: glossy finish



PIETRALUCE: matt finish




MATRIX: finishes





MODULO PER LA REALIZZAZIONE DELLE MENSOLE **FORTY6** A MISURA PER ART. **DP481 / DP482**
FORTY6 CUSTOMIZED SHELVES FOR ART. **DP481 / DP482** FORM

 **E' obbligatorio fotocopiare questa pagina, compilarla con cura e allegarla all'ordine.**
 It is compulsory to photocopy this page, carefully fill in and attach to the order.

➔➔ **1** DETTAGLI ORDINE / ORDER DETAILS

cliente - client _____

ordine - order n: _____ data - date: _____ ref.: _____

annotazioni - notes _____

➔➔ **2** SCELTA ARTICOLO / ITEM CHOICE

E' importante consultare prima la scheda tecnica relativa
 It's important to consult before the technical detail

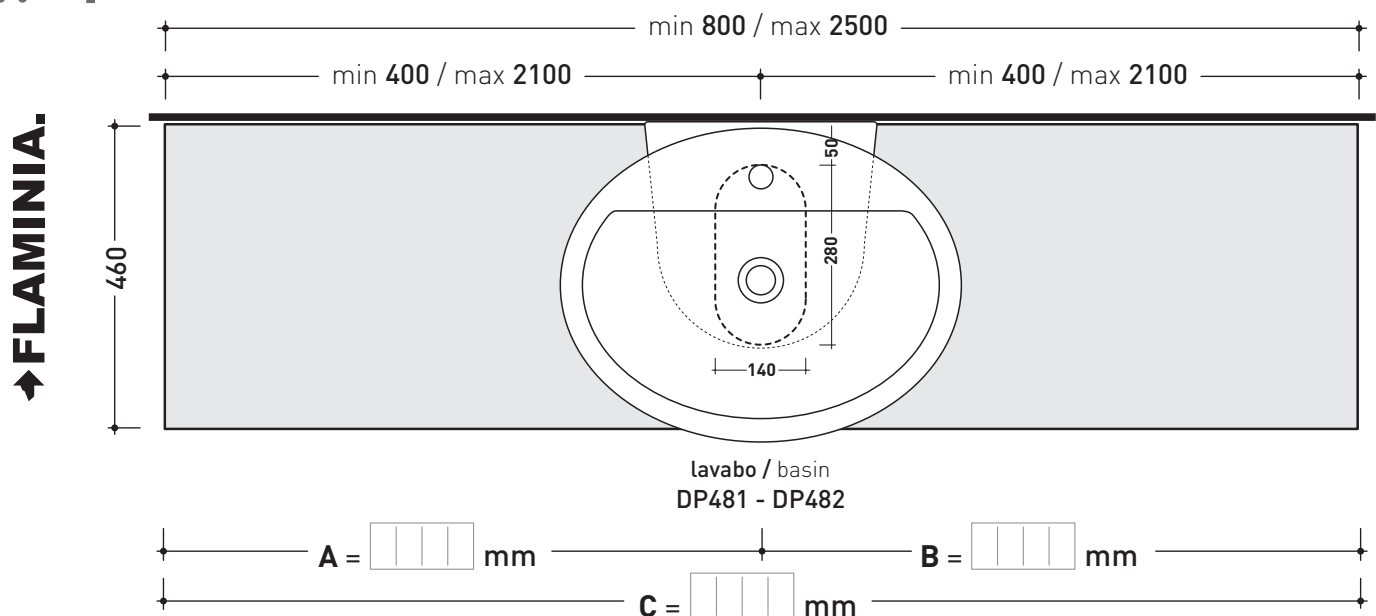
art. **F6DP**
 mensola / shelf da / from **80 a / to 250 cm**

➔➔ **3** SCELTA MATERIALE / MATERIAL SELECTION


- PIETRALUCE**
- bianco - white
 - grigio - grey
 - beige - beige
 - rosa - pink
 - blu ultram. - marine blue
 - grafite - graphite
 - nero - black
 - sabbia - sand
 - rosso cuoio - red
 - azzurro - light blue
 - latte - milky white
 - gr. lava - lava grey

- FINITURE MATRIX / MATRIX FINISHES**
- T. wengè - T. wengè
 - T. sabbia - T. sand
 - T. caffè - T. coffee

➔➔ **4** SCELTA MISURE / MEASURES



• **A** = misura interasse lavabo da sinistra / left distance of basin. • **C** = misura totale della mensola / total length of the shelf.
 • **B** = misura interasse lavabo da destra / right distance of basin. • verificare sempre che / verify that: **A + B = C**.



MODULO PER LA REALIZZAZIONE DELLE MENSOLE **FORTY6** A MISURA PER DOPPIO ART. **DP481 / DP482**

FORTY6 CUSTOMIZED SHELVES FOR DOUBLE ART. **DP481 / DP482** FORM



E' obbligatorio fotocopiare questa pagina, compilarla con cura e allegarla all'ordine.
It is compulsory to photocopy this page, carefully fill in and attach to the order.

➔➔ **1**

DETTAGLI ORDINE / ORDER DETAILS

cliente - client _____

ordine - order n: _____ data - date: _____ ref.: _____

annotazioni - notes _____

➔➔ **2**

SCELTA ARTICOLO / ITEM CHOICE

E' importante consultare prima la scheda tecnica relativa
It's important to consult before the technical detail

art. **F6DP**
mensola / shelf da / from 172 a / to 250 cm

➔➔ **3**

SCELTA MATERIALE / MATERIAL SELECTION

PIETRALUCE

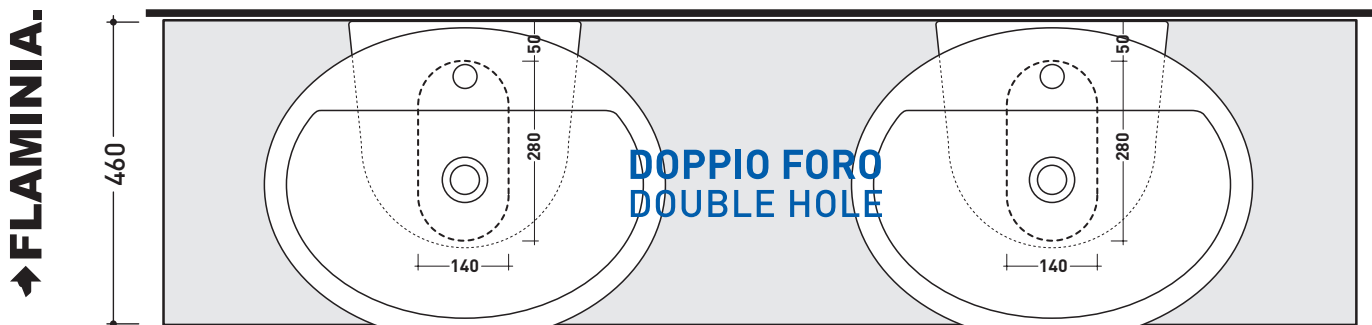
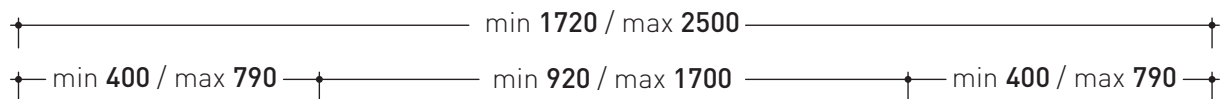
- | | |
|--|---|
| <input type="checkbox"/> bianco - white | <input type="checkbox"/> nero - black |
| <input type="checkbox"/> grigio - grey | <input type="checkbox"/> sabbia - sand |
| <input type="checkbox"/> beige - beige | <input type="checkbox"/> rosso cuoio - red |
| <input type="checkbox"/> rosa - pink | <input type="checkbox"/> azzurro - light blue |
| <input type="checkbox"/> blu ultram. - marine blue | <input type="checkbox"/> latte - milky white |
| <input type="checkbox"/> grafite - graphite | <input type="checkbox"/> gr. lava - lava grey |

FINITURE MATRIX / MATRIX FINISHES

- | | |
|--|---|
| <input type="checkbox"/> T. wengè - T. wengè | <input type="checkbox"/> T. caffè - T. coffee |
| <input type="checkbox"/> T. sabbia - T. sand | |

➔➔ **4**

SCELTA MISURE / MEASURES



lavabo / basin
DP481 - DP482

lavabo / basin
DP481 - DP482



- A = misura interasse lavabo da sinistra / left distance of basin.
- B = misura interasse lavabi / distance between basins.
- C = misura interasse lavabo da destra / right distance of basin.

- D = misura totale della mensola / total length of the shelf.
- verificare sempre che / verify that: **A + B + C = D.**