

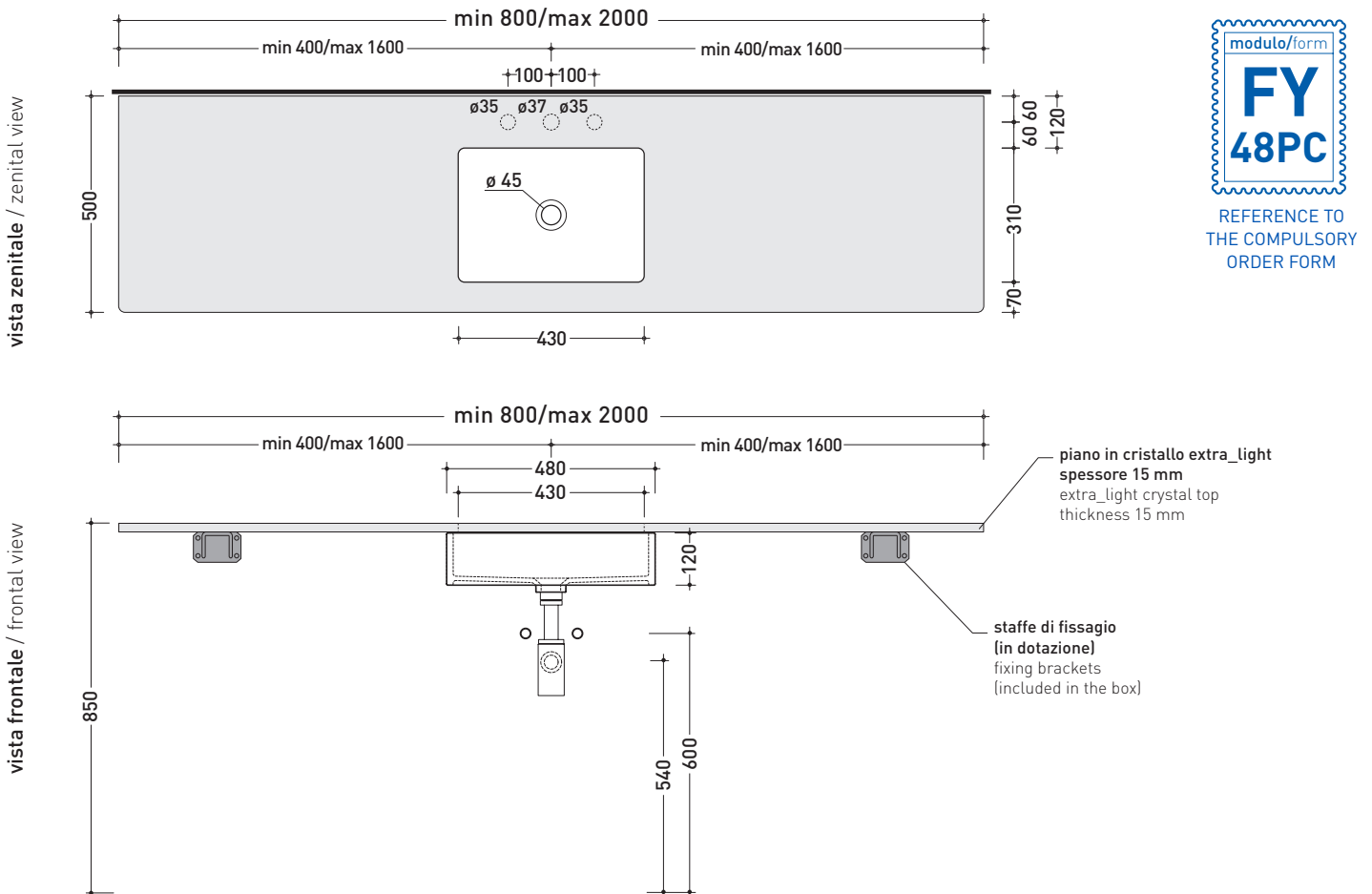
FY48PC + MW48SP

Varnished extra_light crystal top from 80 to 200 cm
suitable for Miniwash 48 under-counter basin (fixing brackets included)

Complements: **Miniwash 48 under-counter basin (MW48SP)**
Make-Up mirrors and lamps
Simple mirrors
Hot/Cold mirror (SPHC)
Left/Right mirror (SPLR)
Line mirrors (BASC20 - BASC30)
Taps basin line: ONE - NOKE' - FOLD - SI
Accessories line: TWO - HOOP - NOKE' - FOLD

Technical accessories: **Chrome siphon (SIFL/CR) - Telescopic chrome siphon (SIFL066)**
Stop & Go drain (PLSG)
CERAMIC Stop & Go drain (PLCE)
Two piece set chrome tap filters (RF026)

Package dim. | Weight | Pz. Pallet n° -



modulo/form
FY 48PC
 REFERENCE TO THE COMPULSORY ORDER FORM

size in mm


january 2016

CRYSTAL: glossy finish

white

black





MODULO PER LA REALIZZAZIONE DEI PIANI IN CRISTALLO FLY A MISURA PER ART. MW48SP
 FLY CUSTOMIZED CRYSTAL SHELVES FOR ART. MW48SP FORM



E' obbligatorio fotocopiare questa pagina, compilarla con cura e allegarla all'ordine.
 It is compulsory to photocopy this page, carefully fill in and attach to the order.

» 1 DETTAGLI ORDINE / ORDER DETAILS

cliente - client

ordine - order n: | | | | | | | | | | | | | | | | | | data - date: | | | | | | | | | | | | | | | | | | ref.:

annotazioni - notes

» 2 SCELTA ARTICOLO / ITEM CHOICE

E' importante consultare prima la scheda tecnica relativa
 It's important to consult before the technical detail

art. **FY48PC**
 mensola / shelf da / from **80 a / to 200 cm**


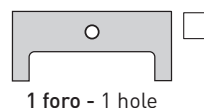
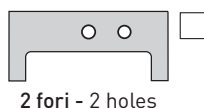
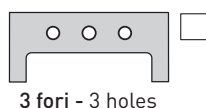
» 3 SCELTA COLORE / COLOUR SELECTION

CRISTALLO EXTRA_LIGHT
 EXTRA_LIGHT CRYSTAL

bianco - white nero - black

» 4 SCELTA DETTAGLI / DETAIL SELECTION

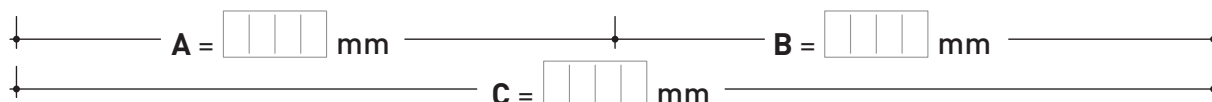
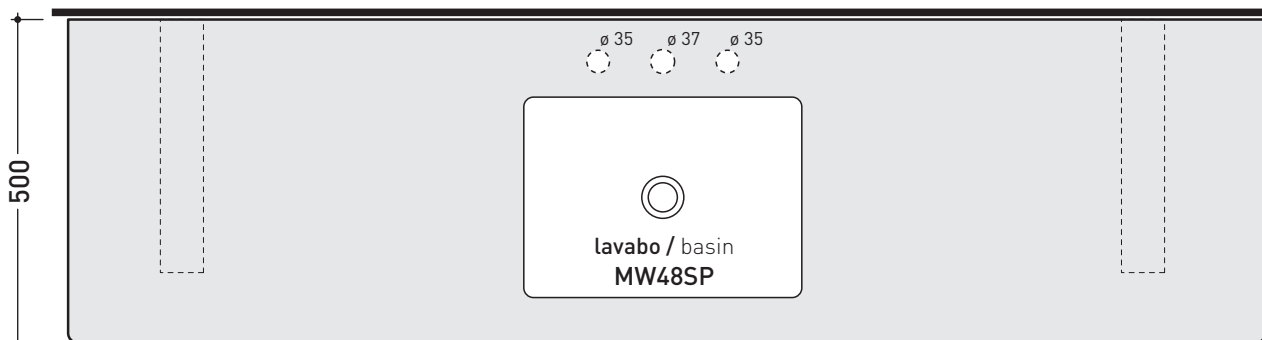
FORI RUBINETTERIA / TAP HOLES




» 5 SCELTA MISURE / MEASURES



→ FLAMINIA.



- A = misura interasse lavabo da sinistra / left distance of basin.
- B = misura interasse lavabo da destra / right distance of basin.
- C = misura totale del piano / total length of the shelf.
- verificare sempre che / verify that: **A + B = C.**



MODULO PER LA REALIZZAZIONE DEI PIANI IN CRISTALLO **FLY** A MISURA PER DOPPIO ART. **MW48SP**

FLY CUSTOMIZED CRYSTAL SHELVES FOR DOUBLE ART. MW48SP FORM



E' obbligatorio fotocopiare questa pagina, compilarla con cura e allegarla all'ordine.
It is compulsory to photocopy this page, carefully fill in and attach to the order.

➔➔ 1 DETTAGLI ORDINE / ORDER DETAILS

cliente - client

ordine - order n:

data - date:

ref.:

annotazioni - notes

➔➔ 2 SCELTA ARTICOLO / ITEM CHOICE

E' importante consultare prima la scheda tecnica relativa
It's important to consult before the technical detail

art. **FY48PC**

mensola / shelf da / from 140 a / to 200 cm

➔➔ 3 SCELTA COLORE / COLOUR SELECTION

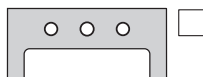
CRISTALLO EXTRA_LIGHT
EXTRA_LIGHT CRYSTAL

bianco - white

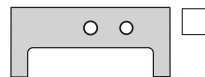
nero - black

➔➔ 4 SCELTA DETTAGLI / DETAIL SELECTION

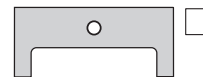
FORI RUBINETTERIA / TAP HOLES



3 fori - 3 holes



2 fori - 2 holes



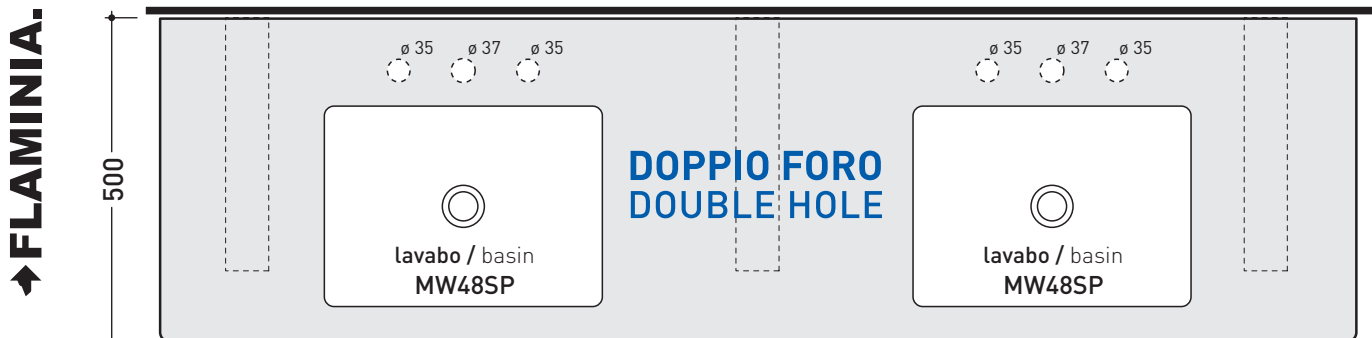
1 foro - 1 hole



NO fori - NO hole

➔➔ 5 SCELTA MISURE / MEASURES

min 1400 / max 2000
min 400 / max 700 min 600 / max 1200 min 400 / max 700



A = mm B = mm C = mm
D = mm

- A = misura interasse lavabo da sinistra / left distance of basin.
- B = misura interasse lavabi / distance between basins.
- C = misura interasse lavabo da destra / right distance of basin.

- D = misura totale del piano / total length of the shelf.
- verificare sempre che / verify that: **A + B + C = D.**